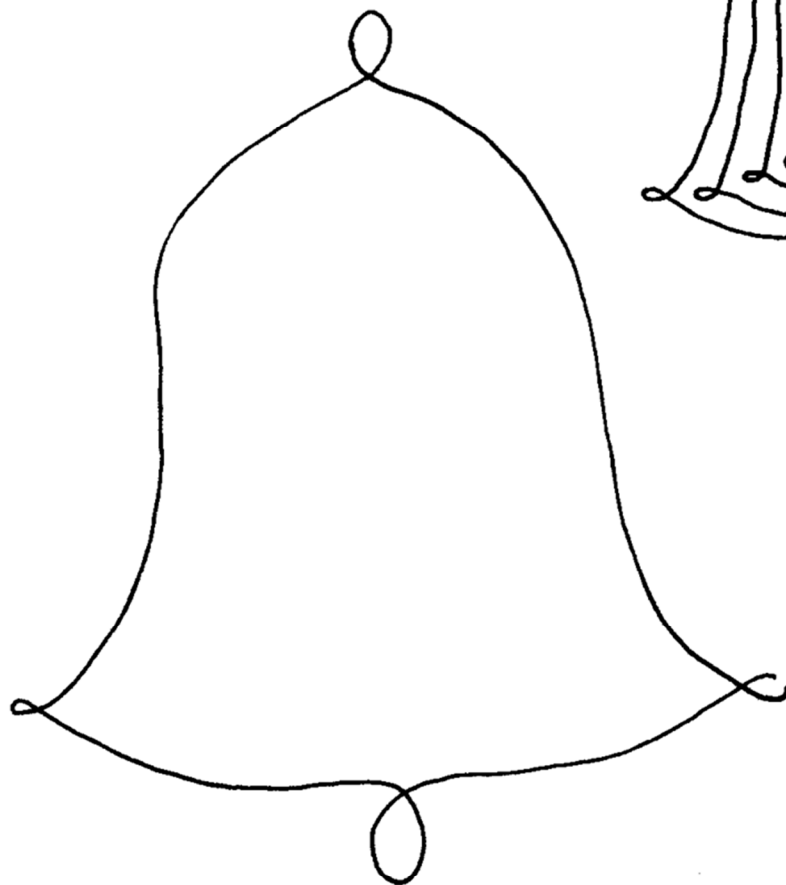




# LITTLE CRAFTKID

Winter 2022

*Worksheets for children in libraries*



① Try to draw a bell with one line. Once you can do that, continue with the line inside and decorate it like gingerbread.

DEAR CHILDREN,


THESE WORKSHEETS HAVE BEEN CREATED AS A PRESENT FOR THOSE OF YOU WHO LIKE READING AND GOING TO THE LIBRARY. THIS COPY IS FOR FREE.

KLUB TVOŘIVÝCH  
KNIHOVNÍKŮ




Attribution-NonCommercial-NoDerivs  
3.0 Czech Republic  
(CC BY-NC-ND 3.0 CZ)



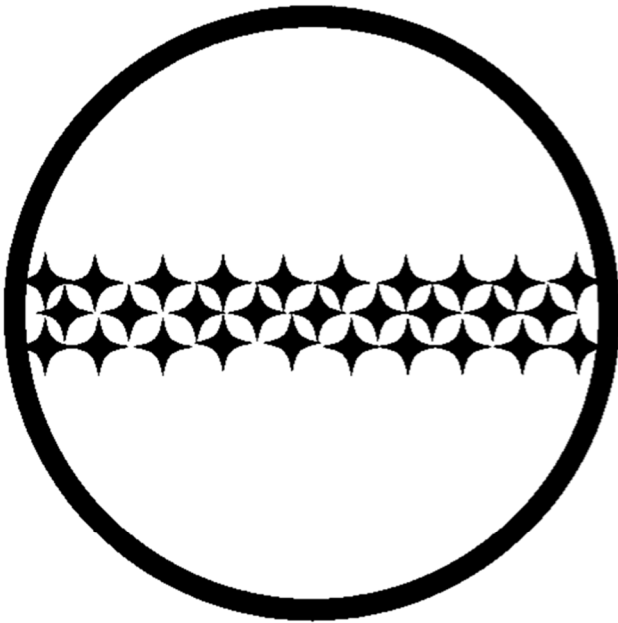
② Find out which snowman the scarf without fringe belongs to. Colour in the scarfs and the other interesting hats on the snowmen's heads.



③ Answer this question: What falls down from the sky? In winter, it often rains and snows at the same time. Colour the drops blue, match the same snowflakes with one straight line and you will see the answer.




④ Make scented decoration for the Christmas table. You need an orange and cloves. Stick the cloves into the orange peel following the patterns or use your own imagination.



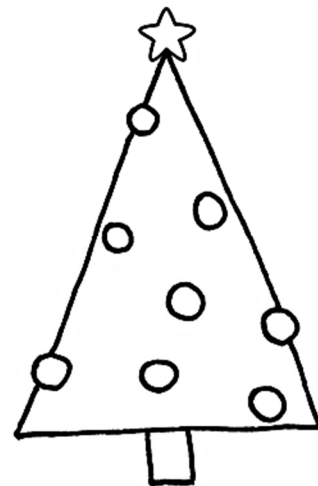





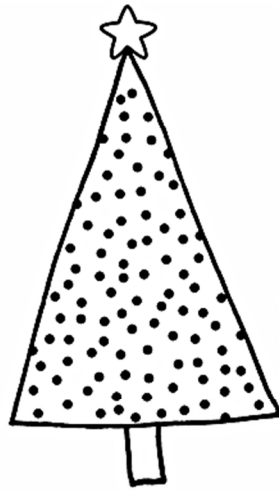
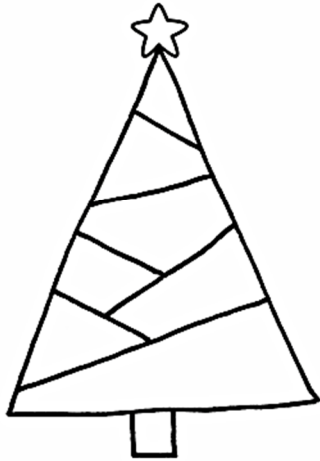
⑤ Find the correct pairs and finish the missing parts.




⑥ Finish drawing the parts of clothes which are missing. Colour the picture and add winter motives.



⑦ Match the same trees – black and white. Colour the white trees with Christmas colours.




⑧ In the name tags, write the name of a person who would like to receive such a present.





9 Find the way to the library through the labyrinth.




If you have found the way to the library, you can solve these anagrams of popular book characters:


DOGLOSLICK  
HOTSWINE  
CLIILP TRENT  
ADAR LENS THEGN  
ARGOLUFF  
BARBI PETRET  
PREEN TAP  
DIN HORDED ORIG




11 Count the animals' winter food supplies and write the numbers into the boxes.




12 Match the dots to make a picture.




⑬ Help us put together an exhibition of Christmas cookies. On the plate, draw the cookies which you make at home. Somebody who can read and write is surely helping you; name the cookies in the picture. You can share the picture on FB Club of Creative Librarians SKIP (Klub kreativních knihovníků SKIP). Thank you!



⑭ Cut out the pieces and put them together to make a Christmas tree. Decorate it, glue it onto a coloured paper and make a Christmas card to make somebody happy.



15 Choose the correct way through the winter maze and find the lost sledge. You can go through the subways, too.



**The Little Craftkid**  
**Worksheets for children in libraries**  
Winter 2022

Issued by the Club of Creative Librarians SKIP ČR, Czech Republic, 2022 as an electronic publication given out to children in libraries for free.

Editorial board: Andrea Beranová, Jana Blümelová, Magdaléna Kupková, Ivana Bičanová, Alena Volková Balvínová  
Cover by Andrea Beranová, Worksheets: Andrea Beranová ①, Ivana Bičanová ②, Martina Kožíšek Ouřadová ③,④,  
Michaela Moudrá ⑤, Magdaléna Kupková ⑥, ⑦, Vladka Jelínková ⑧, Ludmila Veselá ⑨, Vladka Jelínková ⑩, Petra  
Maleninská ⑪, Jaroslava Vokáčová ⑫, Martina Kožíšek Ouřadová ⑬, Vladka Jelínková ⑭, Alena Volková Balvínová ⑮

**Translated from the Czech original by Tereza Zápotocká**

ISSN 2694-9504

Copyright © 2022 Club of Creative Librarians SKIP ČR